



9th International  
Abilympics  
Bordeaux 2016

# Vocational Skills Contest

## V46 Jewelry


### 1. Task Assignment

Contestants will have to create a brooch true to scale 1:1.

To do so, they will only use the quantity of silver provided and will have to respect the pattern and the instructions of the final task assignment.

A weighing of the silver will be carried out at the beginning of the task, as well as another one at the end of the task, at the moment of the submission of the final product, together with the trifles and filings; a 5% loss will be permitted. Beyond this limit, there will be a penalty of 6 points on the final score.

*The picture below is an example of technical drawing. Important: Please note that this is not the final task assignment!*





## **2. Allocated time: 6H00**

6 hours of competition.

Day 1: 3 hours and 30 minutes

Day 2: 2 hours and 30 minutes

## **3. Requirements**

- Contestants must respect the safety rules. Any incident must be immediately notified.
- Contestants must arrive in the contest site with all the individual and personal tools of a jeweler.
- Contestants must respect the manufacturing dimensions specified on the technical drawing. For non-specified dimensions, contestants will have to take measurements directly from the technical drawing.
- The use of any metal other than that which is provided is forbidden.
- Contestants must notify the jury when they finish their task.
- Any contestant caught cheating, talking to someone from the public or using a communication device will suffer a penalty of 5 points for the first transgression. A second transgression will lead to an exclusion from the contest.

Note: The day after the closing ceremony, contestants, together with the chief of their delegation, will be able to collect their final work, by paying for the price of the material. This price will be communicated to the chiefs of delegations before the beginning of the task.

## **4. Procedure**

**Day -1 (March 24<sup>th</sup>):** - On the day before the competition, contestants will be welcomed on the stand “V46 Jewelry” by the members of the jury. A briefing about the organization of the contest and the safety rules will be arranged. Contestants will draw lots to be assigned to a work station, where they may drop off their tools.







- For safety and fairness reasons, the jury will perform an inspection of each contestant’s personal tools. The jury has the final decision-making power in authorizing or forbidding the use of these tools, particularly of welding stations different from those provided by the organization. Contestants’ toolboxes must not contain any precious metal or brazing filler metal different from the metal provided by the organization.

**Day 1 (March 25<sup>th</sup>):** The final task assignment will be presented to the contestants. They will have 15 minutes to read it and another 15 minutes will be allocated for a Q&A session. Contestants will then have approximately 3 hours and 30 minutes to start their creation. During this time, a coffee break will be organized.

**Day 2 (March 26<sup>th</sup>):** Contestants will have approximately 2 hours and 30 minutes to finish the task.







## 5. List of the provided equipment

*Non-exhaustive list.*

N°	Equipment	Picture	Qty per person	Qty for all	Notes
01	Workbench		1		
02	Stool		1		
03	Welding station		1		Butane gas + oxygen
04	Table lamp		1		
05	Suspended motor hanger		1		
06	Vat			1	



## 6. List of tools to be brought for each contestant

N°	Tools	Picture	Qty	Notes
01	Complete individual toolbox		1	Contestants' personal toolbox to be validated by the jury
02	Suspended motor or Micro-motor + hand piece	  <p style="text-align: center;">Or</p> 	1	Contestants' choice
03	Brazing support, Coal, Scamolex, Tangle.....	 	1	

## 7. Evaluation Criteria



N°	Items to be Evaluated	Scoring scale
01	Respect of the drawing and of the scaling markers ABCDEF	8
02	Quality of the re-piercing technique (pierced openings) - marker A	4
03	Conformity with the drawing - marker B	5
04	Quality of the stones setting - marker B	7
05	Quality of the pierced openings - marker B	7
06	Quality of production - marker C	5
07	Quality of production - marker D	5
08	Conformity with the drawing - marker E	5
09	Quality of the stones setting - marker E	7
10	Quality of the pierced openings - marker E	5
11	Conformity with the drawing - marker F	5
12	Quality of the stones setting – marker F	4
13	Quality of the openwork - marker F	4
14	Quality of brazes - markers ABCDEF	5
15	Quality of finishing - markers ABCDEF	4
16	Bonus points for assembled and finished pieces: markers ABCDEF must be assembled and completed to obtain the bonus of 12 points	12
17	Management of the provided metal - markers ABCDEF	6
	<b>Total</b>	<b>100</b>