



9th International
Abilympics
Bordeaux 2016

Vocational Skills Contest

V27 Photography Studio

1. Task Assignment

- The theme of this task is “Still life Photography”.
- Contestants must stage an object that will be revealed to registered contestants 15 days prior to the competition. They will imagine a stage in order to highlight the object. They may bring accessories and materials to use them during the competition.
- Contestants will have a precise amount of time to work in the studio, calibrate the provided light sources, adjust their camera and take pictures. They will then choose a single photograph (for which no modification will be allowed), print it and hand it to the jury for evaluation.

2. Allocated time: 2h30

2 hours and 30 minutes of competition.

- 1 hour and 55 minutes of studio work:

Still life staging, lights calibration, camera adjustments and taking the pictures. Due to the large number of registered contestants, strictly no extra time will be granted to allow every registered contestant to compete.

- 35 minutes to save the photographs on a computer, select one, print it and hand it to the jury.



3. Requirements

- Contestants must respect the jury's instructions.
- Contestants will be present at least 15 minutes before the beginning of their turn on the V27 Photography Studio space. Late contestants will not be granted extra time. No extra time will be granted for any reason and contestants will only be evaluated based on the work they give to the jury.
- Contestants should not disturb the other contestants participating in skills contests. It is forbidden to communicate with other contestants of the competition. Any contestant caught cheating, talking to someone from the public or using a communication device will suffer a penalty of 5 points for the first transgression. A second transgression will lead to an exclusion from the contest.
- Contestants may only perform one single printing test before the final printing. They will notify the jury when they complete their task. Contestants grant Abilympics France and the IAF free use of all of their photographs.

4. Procedure

Day -1 (March 24th): Contestants will be welcomed by the members of the jury on the competition area. A briefing about the organization of the competition will be arranged, as well as a presentation of the studio equipment. The jury will draw lots in order to assign a specific turn to each contestant.

Important: It is each contestant's responsibility to respect the schedule and to be present at least 15 minutes before the beginning of their turn (except in case of emergencies); no extra time will be granted.

Day 1 (March 25th):

- 09h00 – 10h55: Turn n°1.
- 11h00 – 12h55: Turn n°2.
- 13h00 – 14h55: Turn n°3.
- 15h00 – 16h55: Turn n°4.
- 17h00 – 18h55: Turn n°5.







Day 2 (March 26th):








- 09h00 – 10h55: Turn n°6.
- 11h00 – 12h55: Turn n°7.

Contestants will have 35 minutes to complete the task after taking their turn in studio.

5. List of the provided equipment

Non-exhaustive list.

N°	Equipment	Photo	Qty per contestant	Notes
01	Lighting equipment		3	600 joules
02	Wireless tuner		6	
03	Light stand		3	
04	Soft box		8	4 of 60 x 90 cm and 4 of 90 x 120 cm
05	Honeycomb grid, including reflectors		1 set	Complete with a set of grids
06	Exposure meter		3	

07	Background		1	
08	Polystyrene boards		3	Dimensions : 1m x 1.20m, 5cm thick
09	Computer, screen, keyboard, mouse		1	Contestants may install their own non-AZERTY keyboard via USB
10	Table		1	
11	Chair		1	
12	Photo paper		2	1 test + 1 final printing per contestants
13	Printer		1	1 for every 4 contestants



6. List of tools to be brought for each contestant

N°	Equipment	Photo	Qty	Notes
01	Camera		1	Contestant's choice (a resolution of a minimum of 8 megapixels is required)
02	Lens		1 or more	Contestant's choice
03	Tripod		1	Contestant's choice
04	Flash		1 or more	Contestant's choice
05	Memory card		1	Appropriate format for the contestant's camera, minimum 2 Go
06	Memory card reader		1	With USB port
07	Battery		1 or more	Appropriate format for the contestant's camera
08	Battery charger			Version 220V, bring a power adaptor if needed
09	Accessories	Contestant's choice	3 maximum	To stage the object
10	Other equipment and tools (see picture for examples)		Contestant's choice	To help with studio work, subject to verification by the jury

7. Evaluation Criteria



N°	Items to be Evaluated	Scoring scale
01	Organization, method	05
02	Respect of the instructions, of the equipment and of the schedule	05
03	Highlighting of the object, quality of the staging	15
04	Technical quality of the final photograph: composition, colors, sharpness...	25
05	Artistic quality of the final photograph: effect, originality, general appearance...	45
06	Quality of the final print	05
	Total	100