



9th International
Abilympics
Bordeaux 2016

Vocational Skills Contest

V10 Pottery

1. Task Assignment

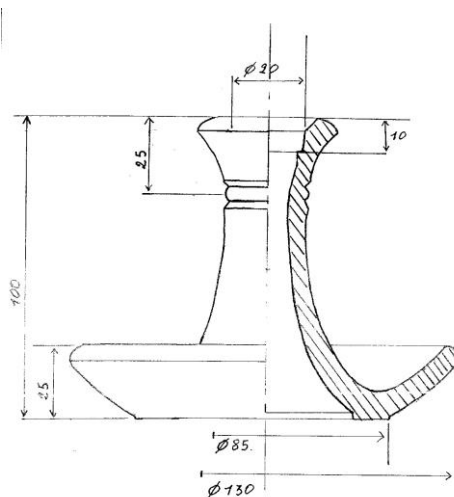
The task consists in the completion of 2 modules.

- Module n°1: Using a potter's electric wheel, contestants will produce a set of 10 small identical pieces. To do so, they will use a quantity of 350g of clay (soil) and will follow the provided drawing.

The pictures below show some examples of small pieces which can be made with the electric wheel. Important: Please note that this is not the final task assignment!



The figure below is an example of a technical drawing that could be provided. Again, please note that this is not the final task assignment!



- Module n°2: Using a potter's electric wheel, contestants will produce a set of 3 large identical pieces. To do so, they will use an approximate quantity of 1.5 – 2 kg of clay (soil). It is very important that the 3 pieces have a minimum height of 30 cm. The shape, the additions and the decoration are open to each contestant's own interpretation but must follow the provided topic: "the sea".

2. Allocated time: 6H00

6 hours of competition.

Day 1 (March 25th): 3 hours and 30 minutes.

Day 2 (March 26th): 2 hours and 30 minutes.



3. Requirements

- Contestants will use the potter's electric wheel for the turning/modeling.
- They will respect the dimensions shown on the technical drawing, as well as the minimum height specified for module n°2.
- Each contestant will adapt his/her personal artistic contribution and creativity (additions, shape, decoration...) to the provided topic: "the sea"
- Contestants will manage their own time in order to be able to finish both modules within the allocated time.
- Any contestant caught cheating, talking to someone from the public or using a communication device will suffer a penalty of 5 points for the first transgression. A second transgression will lead to an exclusion from the contest.

4. (Procedure)

Day -1 (March 24th): On the day before the competition, contestants will be welcomed on the stand “V10 Pottery” by the members of the jury. A briefing about the organization of the contest and about the security rules will be arranged. Due to the large number of registered contestants, the contest will be organized in two groups. Contestants from a same delegation will be inevitably placed in the same group. Each contestant will receive a schedule with the detailed working hours. Contestants will draw lots to be assigned to a work station, where they may drop off their tools.





Day 1(March 25th): 3 hours 30 minutes approximately.







- Preparation of the clay (soil) and modeling of the set of 10 small pieces
- Preparation of the clay (soil) and first modeling of the 3 big pieces







Day 2 (March 26th): 2 hours and 30 minutes approximately.

- Modeling and finishing of the set of 10 small pieces
- Finishing of the set of 3 big pieces
- Presentation of the work to the jury for evaluation

5. List of equipment to be provided





N°	Material	Picture	Specifications	Qty per contestant
01	Potter's electric wheel			1
02	Adjustable stool			1
03	Wood planks		120cm x 20cm	2
04	Wood planks		80cm x 40cm	2
05	Wood roundels		30cm diameter	4
06	Trestles			2
07	Electronic scale			1
08	Soil, clay		Brownstone 3% chamotte clay	20kg
09	Working surface		140cm x 100cm	1

10	Spinner			1
11	Roller			1
12	Wood sticks		1cm x 2cm x 40cm	2
13	Knife			1
14	Caliper			1
15	Ruler		50cm	1
16	Cutting wire			1



17	Sponge			1
18	Bucket			1
19	Small basin			1
20	Towel/napkin			1
21	Apron/Working clothes			1
22	Abrasive paper		150 grit	1



6. List of tools to be brought for each contestant

N°	Tool	Picture	Qty
01	Carving tools		1 set (contestant's choice). Picture is an example
02	Modelling tools		1 set (contestant's choice). Picture is an example
03	Marking gauge		1
04	Ribbing tools		1 set (contestant's choice). Picture is an example
05	Any small personal tool for turning, finishing of sculpting operations		Subject to inspection by the jury

7. List of facilities installed at the contest site

N°	Equipment	Picture	Specifications	Qty
01	Drying rack		Storage of finished pieces	1
02	Water supply point			1

8. Evaluation Criteria



N°	Items to be Evaluated	Scoring scale
01	Respect of the dimensions	25
02	Number of pieces produced	25
03	Shaping skills	25
04	Creativity	25
	Total	100