



9th International  
Abilympics  
Bordeaux 2016

# Vocational Skills Contest

## V02 Cabinet Making (Advanced Course)

### 1. Task Assignment

The task consists in making a box and its lid using a plan which will be handed out to contestants on the day of the competition. Contestants will then install hinges and a lock.

The provided elements will already be partly machined.

Contestants will trace the joints and craft them by hand, without the use of a machine tool.

The box shall be assembled using dovetail joints, with its bottom locked into position by grooves.

The lid shall be assembled using mitered mortise and tenon joints.

All the fabrication details will be revealed on the day of the competition.

Types of wood to be used: - Sides, front and back of the box: cherry wood.

- Bottom: 6mm plywood.

- Top: mullions and transoms in sycamore wood.

- Panel: 6mm Plexiglas.

### 2. Allocated Time: 6H00

6 hours of competition.



### 3. Requirements

- Contestants must respect the safety rules.
- The use of any electrical tool is forbidden. Only professional hand tools shall be used. All the parts will already be partly machined (wood-bending, grooves, mortises). Contestants will perform the tracing, assemble the parts by hand, carve slots for the hinges and the lock, install and adjust them, and finally perform the sanding.
- Contestants will manage their time in order to complete the box within the allocated time. It is strongly recommended to perform the assembling and the gluing of the parts before the lunch break so that the contestants may then remove the clamps and complete their work.
- If any defects are found, contestants can have the parts replaced before the beginning of the competition. Two (2) points shall be deducted for any replacements requested once the competition has begun. Furthermore, contestants may only request the replacement of 2 parts maximum.
- Contestants are allowed to use a quick-setting glue.
- The jury will inspect the contestants' toolboxes before the competition. Any tool not referenced in chart n°6 (electric drill, sander machine...) which may cause safety concerns or give a clear advantage to its user will be removed.
- Any contestant caught cheating, talking to someone from the public or using a communication device will suffer a penalty of 5 points for the first transgression. A second transgression will lead to an exclusion from the contest.

### 4. Procedure






**Day -1 (March 24<sup>th</sup>):** On the day before the competition, contestants will be welcomed on the stand "V02 Cabinet Making (Advanced Course)" by the members of the jury. A briefing about the organization of the competition and the safety rules will be arranged and the jury will perform an inspection of the contestant's toolboxes. Contestants will draw lots to be assigned to a work station, where they may drop off their tools.

**Day 1 (March 25<sup>th</sup>):** Contestants will have 6 hours to complete the task.

**Day 2 (March 26<sup>th</sup>):** Contestants will go on an organized trip.

## 5. List of the provided equipment









*Non-exhaustive list.*

N°	Equipment	Photo	Qty per contestant	Notes
01	Lock		1	
02	Hinges		2	Solid brass 50mm x 30mm
03	Screws		Several	Flat heads and round heads, in sufficient quantity
04	Altuglas		1	6mm thick. The Altuglas panel will be cut to the required dimensions.
05	Vinyl glue		1	Quick-setting glue
06	Plywood		1	6mm thick, the plywood panel will be cut to the required dimensions.
07	Sycamore		Several pieces	Type of wood to be used for the lid. Dimensions will be revealed on the day of the contest.
08	Cherry wood		Several pieces	Type of wood to be used for the box. Dimensions will be revealed on the day of the contest.







## 6. List of tools to be brought for each contestant

N°	Tool	Photo	Qty	Notes
01	Handsaw		1 or more	Contestant's choice
02	Mortise chisel		1 set	Recommended : 1 of 6mm and 1 of 8mm
03	Chisels n°6, 8, 15 and 35		1 set	Recommended : 1 of 6mm, 1 of 8mm, 1 of 15mm et 1 of 35mm
04	Hand plane		1 set	Contestant's choice
05	Flat-head and cross-head screwdrivers		1 set	Contestant's choice
06	Hammer and mallet		1 of each	Contestant's choice
07	Sanding block and sandpaper		1	Prepare 80, 100 and 150 grit

08	Marking gauge		1 set	Contestant's choice
09	Set square		1	
10	Bevel gauge		1	
11	Ruler		1	
12	Meters		1	Contestant's choice
13	Pencils		Several	Contestant's choice
14	Clamps		Several	Contestant's choice, minimum recommended : 2 of 60 cm, 2 of 40 cm and 2 of 20 cm
15	Clamping wedges	Various lengths and thicknesses	1 set	Hardwood
16	Toolbox		1	Containing various professional tools to be validated by the jury
<b>Only the use of hand tools is allowed. The use of any electrical tool is forbidden.</b>				

## 7. List of facilities installed at the contest site

N°	Equipment	Photo	Qty	Notes
01	Workbench		1	
02	Chair		1	
03	Sawhorses		1 pair	
04	Storage tray		1	60 x 1200

## 8. Evaluation Criteria



N°	Items to be Evaluated	Scoring scale
01	Respect of the main dimensions	10
02	Quality and precision of the assemblies	30
03	Squareness and planimetry	04
04	General aspect of the box	13
05	General aspect of the lid	13
06	Quality and functioning of the hinges	10
07	Quality and functioning of the lock	10
08	Quality of the sanding, appearance of the surfaces	06
09	Materials, replacement requests	04
<b>Total</b>		<b>100</b>