



9th International
Abilympics
Bordeaux 2016

Vocational Skills Contest


V01 Basket Making

1. Task Assignment

The task consists in the completion of 2 modules.

- **Module n°1:** Technical part. Contestants will have to create a basket of a precise shape, which will be specified on the day of the competition. The approximate size will be 25cm diameter and 20cm high. For the production of this basket, contestants will have to use the provided material (white wicker) as well as the following weaving techniques (minimum):

-Crossed bottom with “*super*”



-A four-strips « cord »



-A “*crocane*” closing



-A triple-strip and two departures “*torche*”



-An edge (four-under-two strips)



The picture below shows an example of basket made with white wicker. Important: Please note that this is not the final task assignment!



- **Module n°2:** Creative part. Contestants will create an object which can be used as a support or as a display stand for the basket produced in module n°1. Contestants can freely get inspired to design this object, which must enhance the basket produced in module n°1. The final product will be weaved with at least 50% of provided wicker (white or brown), the rest of it can be produced using other materials (to be weaved or not) brought by the contestants.

2. Allocated time: 6H00

6 hours of competition.

- Module n°1: 3 hours.

- Module n°2: 3 hours.



3. Requirements

- Contestants will use the required techniques and respect of the shape and size specified in module n°1.
- Contestants will pay a particular attention to the regularity of the weaving.
- Module n°1: Contestants will have a maximum of 3 hours to complete the module. They will then hand over their production to the jury for evaluation.
- Module n°2: Contestants will use at least 3 of the different weaving techniques.
- Contestants can choose to bring other support materials (for instance: wood, metal, leather...) as well as other materials (used to weave or not) in order to create the object.
- Contestants are not allowed to lend or borrow any materials or tools during the task.
- Any contestant caught cheating, talking to someone from the public or using a communication device will suffer a penalty of 5 points for the first transgression. A second transgression will lead to an exclusion from the contest.

4. Procedure








Day -1 (March 24th): On the day before the competition, contestants will be welcomed on the stand “V01 Basket Making” by the members of the jury. A briefing about the organization of the contest and about the security rules will be done. Due to the large number of registered contestants, the contest will be organized in two groups. Contestants from a same delegation will be inevitably placed in the same group. Each candidate will receive a schedule with the detailed working hours. Contestants will draw lots to be assigned to a work station, where they may drop off their tools.

Day 1 (March 25th): Group n°1 will have 6 hours to complete modules n°1 and 2. Group n°2 will go on an organized trip.

Day 2 (March 26th): Group n°2 will have 6 hours to complete modules n°1 and 2. Group n°1 will go on an organized trip.

5. List of the provided equipment

Non-exhaustive list.



N°	Equipment	Picture	Specifications	Qty per person
01	White wicker sprigs		Length: 120cm	1 bunch
02	Brown wicker sprigs		Length: 160cm	1 bunch
03	Brown wicker sprigs		Length: 120cm	1 bunch
04	Weight		1kg	1
05	Weight		500g	1
06	Soaking tank			1
07	Plastic cover			1
08	Water spray			1



6. List of tools to be brought for each contestant

N°	Tools	Specifications	Qty
01	Small hand tools for basket making	Contestant's choice	No limit
02	Materials (to be weaved or not) for module n°2	Contestant's choice	No limit

7. List of facilities installed at the contest site

N°	Equipment	Picture	Qty	Note
01	Worktable		1	
02	Chair / stool		1	

8. Evaluation Criteria



N°	Items to be Evaluated	Scoring scale
Module n°1		
01	Respect of the required size	15
02	Shape	10
03	Regularity of the weaving	15
04	Respect of the required techniques	10
Module n°2		
05	Originality / Creativity	10
06	Use of at least 3 weaving techniques	10
07	Enhancement of the basket / overall appearance	20
08	Choice and harmony of the materials	10
	Total	100