



9th International
Abilympics
Bordeaux 2016

Vocational Skills Contest



V47 Leather Goods Making

1. Task Assignment

Contestants will create a bottle holder made of calfskin leather and with a pigskin leather lining. On the day of the competition, a sample of the bottle holder to be produced will be displayed on the contest site.

Patterns will be provided together with a technical dossier: it will include the art drawing, the technical drawing, the nomenclature (name and reference of each piece), the trimming document (procedure which consists of thinning the leather on the flesh side), and the operating range (a picture will show each step of the range).

The images below show some examples of bottle holders. Important: please note that this is not the final task assignment!



2. Allocated time: 6H00

6 hours of competition.



3. Requirements

- Special attention will be paid to do an upmarket / high quality product, to respect the safety rules as well as to respect the operating range.
- Contestants are not allowed to lend or to borrow any tool or material during the task.
- Any flaw noticed on the provided material should immediately be notified to the jury.
- Contestants should manage the allocated time in order to be able to do the task.
- Contestants will notify the jury when they finish their task.
- Any contestant caught cheating, talking to someone from the public or using a communication device will suffer a penalty of 5 points for the first transgression. A second transgression will lead to an exclusion from the contest.

4. Procedure

Day -1 (March 24th): On the day before the competition, contestants will be welcomed on the stand “V47 Leather Goods Making” by the members of the jury. A briefing about the organization of the contest and the safety rules will be arranged.








Contestants will draw lots to be assigned to a work station, where they may drop off their tools.









Day 1 (March 25th): Contestants will receive the final task assignment. They will have 3 hours and 30 minutes of work.

Day 2 (March 26th): Contestants will have 2 hours and 30 minutes to complete the task.

5. List of the provided equipment

Non-exhaustive list.

N°	Tool	Picture	Qty per person	Qty for all	Notes
01	Sewing machine			1	
02	Leather skiving machine			1	
03	Creasing iron		1		
04	Flattening iron		1		
05	Iron to burn the threads (sharp)		1		
06	Cutting unit (ruler, knife, silver pencil and cutting bed)		1		
07	Calfskin leather		Sufficient quantity		

08	Pigskin leather lining		Sufficient quantity		
09	Leatherboard		Sufficient quantity		
10	Vinyl glue		Sufficient quantity		
11	Nylon thread		Sufficient quantity		
12	Hammer		1		
13	Folding tool		1		
14	Bottle of wine		1		The model will be presented on the day of the contest
15	Workstation		1		1 table, 1 chair, 1 bottle of vinyl glue, 1 bottle of dye, 1 ruler, 1 marble plate and 1 hammer



6. List of tools to be brought for each contestant

N°	Tool	Picture	Specifications	Qty	Notes
01	Knife			1	
02	Scissors			1 pair	
03	Overall		Contestant's choice	1	
04	Apron		Contestant's choice	1	
05	Other hand tools		Contestant's choice		

7. Evaluation Criteria



N°	Items to be Evaluated	Scoring scale
01	Placement of the pattern on the leather (intermediate evaluation)	5
02	Cutting quality (intermediate evaluation)	10
03	Filling quality	5
04	Placement of finishing elements / accessorizes	5
05	Quality of the leather lining adds	5
06	Quality of the sewing up	20
07	Quality of the trimmed edges	20
08	Quality of the assembly of bottom and body	10
09	Finishing (threads, glue and marker pencil)	10
10	Overall appearance (finished product presentation)	10
	Total	100