



9th International  
Abilympics  
Bordeaux 2016

# Vocational Skills Contest

## V43 Dress Making (Advanced Course)

### 1. Task Assignment

The task consists in cutting and making a women's top with a collar and short sleeves. The provided fabric will be cotton canvas. The elements of the template will be provided along with the specific design on the day of the competition.

### 2. Allocated time: 6h00

6 hours of competition.



### 3. Requirements

- Using a complete technical file (sketches of the design and instructions), fabric, a template and all the potential accessories composing the article of clothing, contestants will start with the placement of the template's elements on the material then notify the jury for evaluation. The jury will provide a correction if necessary and contestants will resume their work.
- Contestants are not allowed to lend or borrow any equipment for the duration of the competition. Any contestant caught cheating, talking to someone from the public or using a communication device will suffer a penalty of 5 points for the first transgression. A second transgression will lead to an exclusion from the contest.

#### **4. Procedure**

- **Day -1 (March 24<sup>th</sup>):** On the day before the competition, contestants will be welcomed by members of the jury on the stand “V43 Dress Making (Advanced Course)”. They will draw lots to be assigned to a work station, where they may then drop off their tools. A briefing about the organization of the competition will be organized.




The jury will perform an inspection of each contestant’s personal tools. For safety and fairness reasons, the jury will perform an inspection of each contestant’s personal tools. The jury has the final decision-making power in authorizing or forbidding the use of these tool.





- **Day 1 (March 25<sup>th</sup>):** The final task assignment will be handed out to contestants, along with the template and all the necessary material to craft the article of clothing. Contestants will have 6 hours to complete the task.

- **Day 2 (March 26<sup>th</sup>):** Contestants will go on an organized trip.

## 5. List of the provided equipment










*Non-exhaustive list.*

N°	Equipment	Photo	Qty per contestant	Notes
01	Sewing machine		1 per contestant	Standard professional sewing machine, complete with all the necessary needles and threads
02	Overlock sewing machine		1 for every 3 contestants	Standard professional overlock sewing machine, complete with all the necessary needles and threads
03	Ironing station with iron and steamer		1 for every 3 contestants	Dimensions : about 120 x 50 cm
04	Workbench		1 per contestant	90 x 120, height 90 cm
05	Chair		1 per contestant	

06	Fabric		Colors and quantities will be revealed on the day of the competition	Cotton canvas
07	Sewing thread		Sufficient quantity	
08	Hanger		1	
09	Clothes rack		1	



## 6. List of tools to be brought for each contestant

N°	Tool	Photo	Qty	Notes
01	Chalk or fabric pencils		1 or more	
02	Measuring tape		1	150cm
03	Sewing needles		Several	Contestant's choice of models and quantities
04	Dressmaking shears		1 pair	Contestant's choice
05	Tailor point scissors		1 pair	Contestant's choice
06	Standard scissors		1 pair	Contestant's choice
07	Thimble		1	Contestant's choice
08	50cm ruler		1	Contestant's choice
09	Toolbox, containing standard sewing equipment		1	Contestant's choice of tools, to be validated by the jury

## 7. Evaluation Criteria



N°	Items to be Evaluated	Scoring scale
01	Accuracy of the placement of the template's elements and quality of the cutting	20
02	Aspect of the article of clothing, quality of the ironing, presence of superfluous threads	10
03	Quality of the seams	20
04	Respect of the dimensions, respect of the subject	20
05	Quality of the assemblies	30
<b>Total</b>		<b>100</b>