



9th International
Abilympics
Bordeaux 2016

Vocational Skills Contest

V42 Dental Technician

1. Task Assignment

- Task 1: based on a provided full jaw model made of plaster, you will have to produce the metal ceramic crown for two different teeth, which will be specified on the day of the contest.
 - The two metallic frames for the two different teeth will be provided on the model.
 - Contestants will have to apply an opaque layer.
 - They will then deliver their work to the jury, who will take care of the ceramic firing in the oven.
 - Contestants are free to apply a second opaque layer and re-fire the ceramic.
- Suggestion: In order not to lose too much time during the ceramic firing, contestants can start the task 2.
- Ceramic powder will be provided. Contestants must prepare the ceramic powder before its application on the metallic frames.
 - Several ceramic firings can be done in order to obtain the final ceramics: The assembly of the ceramic will be done using the “step by step” technique.
 - Once the contestants are satisfied with the morphology, they will proceed to ceramic firing (handled by the jury). They are free to repeat this procedure and to perform adjustments.
- Task 2 (Wax-up): based on a provided model made of plaster, contestants will have to do the wax-up of two teeth (which will be specified on the day of the contest), while taking care to respect the aesthetics and the morphology of the model.

2. Allocated time: 5H30

5 hours and 30 minutes of competition.



3. Requirements

- Contestants are not allowed to lend or to borrow any tool or material during the contest.
- If a contestant notices a defective material or tool, he/she should immediately notify it to the jury.
- Contestants should manage their own time in order to be able to do both tasks.
- During the allocated time, contestants must submit to the jury for evaluation:
 - The opaque-covered structure after the ceramic firing
 - The ceramic assembly before the first firing.
- During the evaluation, the allocated time is not stopped. Contestants should keep working on task 2.
- Contestants must notify the jury when they finish their task.

4. Procedure







Day 1 (March 25th): Contestants will be welcomed on the stand “V42 Dental Technician” by the members of the jury. A briefing about the organization of the competition and the safety rules will be arranged.

Contestants will have 3 hours and 30 minutes of work.

Day 2 (March 26th): Contestants will have 2 hours to complete the task.








5. List of the provided equipment

Non-exhaustive list.



N°	Equipment	Picture	Qty per person	Notes
01	Plaster model (support)		1	
02	Motor		1	
03	Ceramic powder		1	
04	Ceramic support		1	
05	No flame (wax heater)		1	
06	Steam Cleaner			



6. List of tools to be brought for each contestant

N°	Tool	Picture	Specifications	Qty	
01	Working clothes – white overall			1	
02	Safety glasses			1	
03	Safety mask			1	
04	Brushes	 <p>Instruments</p> <ul style="list-style-type: none"> • 20ml de colle pour céramique • Pinceau hémostatique • Pinceau plat pour l'opaque en poil de martre • Opaal • Opaque • Pinceau pour la céramique en poil de martre 	For ceramic assembly	1 set	
05	Ceramic spatulas				1 set
06	Ceramic tongs				
07	Set of rotary instruments made for working on ceramic		To be adapted on the provided motor (standard) : 2,35 mm diameter		
08	Tools for wax sculpture	 <p>INSTRUMENTS</p> <ul style="list-style-type: none"> • 1 verre d'huile de 100 ml • Soudoir 1 de P. X. Thomas • 1 couteau • 1 pince • 1 spatule 			
09	Palette for ceramic		glass		
10	Other tools: e.g. Heating spatula		Contestant's choice. Must be validated by the jury.		

7. List of facilities installed at the contest site

N°	Equipment	Photo	Specifications	Unit	Qty	Notes
01	Ceramic oven				3-4	
02	Work station		duos		3	

8. Evaluation Criteria



N°	Items to be Evaluated	Scoring scale
MODULE 1		
01	Opaque quality before the ceramic assembly	10
02	Ceramic morphology before firing	10
03	Morphology teeth 1	15
04	Morphology teeth 2	15
05	Respect of the shade of teeth 1	5
06	Respect of the shade of teeth 2	5
MODULE 2		
07	Morphology teeth 1 (shape, points of contact, general quality of the wax-up)	20
08	Morphology teeth 2	20
Total		100