



9th International  
Abilympics  
Bordeaux 2016

# Vocational Skills Contest

## V26 Photography Outdoor

### 1. Task Assignment

Contestants will take a specific number of photographs (10 photographs) following an imposed theme which will be specified on the day of the contest.

They will perform the post-production of these 10 photographs.

Each contestant will choose one of these 10 photographs to print it and to prepare it for the exhibition (cutting it to the correct format and fixing it to the provided frame).

Finally, they will submit their work to the jury for evaluation along with a USB flash drive containing the 10 photographs in a .jpg format of 30x45cm and 300 dpi.

### 2. Allocated time: 6H00

6 hours of competition.



Contestants will have to manage their time in order to be able to do the entire task by respecting the schedule and working hours of their group.

### **3. Requirements**

- Contestants should not disturb the other contestants participating in other skills contests (no contestant or judge should be disturbed during the competition by the excessive use of flashes or by any disruptive behavior. For example, it is forbidden to communicate with other contestants of the competition).
- Any contestant caught cheating, talking to someone from the public or using a communication device will suffer a penalty of 5 points for the first transgression. A second transgression will lead to an exclusion from the contest.
- Contestants will merge with the public in order to do their shots.
- Contestants will manage their allocated time themselves. They will report to the contest stand V26 Outdoor photography at least 10 minutes before the beginning of the contest. Late contestants will not be granted extra time.
- No extra time will be granted and contestants will be evaluated based solely on the submitted work.
- Contestants will have the right to do one single printing test before the final printing.
- Contestants must respect the jury's instructions.
- Contestants must notify the jury when they finish the task.
- Contestants grant Abilympics France and the IAF free use of all of their photographs.

## **4. Procedure**

- **Day -1 (March 24<sup>th</sup>):** On the day before the competition, contestants will be welcomed on the stand “V26 Photography Outdoor” by the members of the jury. A briefing about the organization of the competition and the safety rules will be arranged. Due to the large number of registered contestants, the competition will be organized in two groups. Contestants from a same delegation will inevitably be placed in the same group. Each contestant will receive a schedule with the detailed working hours. Contestants will draw lots to be assigned to a work station, where they may drop off their equipment.

- **Day 1 (March 25<sup>th</sup>):**

- From 9h00 to 12h30, shooting on the contest site. By 13h00, all contestants will have delivered the memory stick of their camera to the jury.

- From 13h30 to 15h00, intervention of group 1: selection of 10 photographs, post-production of these 10 photographs, printing and presentation of one of the photographs.







- From 15h10 to 16h40, intervention of group 2.




- From 16h50 to 18h20, intervention of group 3.

- **Day 2 (March 26<sup>th</sup>):** Contestants can register to go on an organized trip. The jury will present all the photographs to the public on an artistic exhibition. The final results of the competition will be revealed during the closing ceremony.

## 5. List of the provided equipment

*Non-exhaustive list.*

N°	Equipment	Photo	Qty per contestant	Notes
01	PC, screen, AZERTY keyboard, mouse		1	Contestants can install their non-AZERTY keyboards with a USB connection
02	Software (English and French)	Adobe Photoshop CC		<a href="https://creative.adobe.com/fr/plans?store_code=fr&amp;promo_id=KSDPY">https://creative.adobe.com/fr/plans?store_code=fr&amp;promo_id=KSDPY</a> Version to be confirmed
03	Flash drive		1	2 GB
04	Table		1	
05	Chair		1	
06	Paper cutter		1	
07	Frame for photograph presentation		1	

08	Adhesive		1	
09	Photo paper		2	1 test + 1 final printing per contestant
10	Printer		1	1 for every 5 contestants



## 6. List of tools to be brought for each contestant

N°	Tool	Picture	Qty	Notes
01	Camera		1	Contestant's choice (a resolution of a minimum of 8 megapixels is required)
02	Lens		1 or more	Contestant's choice
03	Tripod		1	Contestant's choice
04	Flash		1 or more	Contestant's choice
05	Memory card		1	Appropriate format for the contestant's camera, minimum 2 Go
06	Memory stick Reader		1	With USB port

07	Battery		1 or more	Appropriate format for the contestant's camera
08	Battery charger			Version 220V, bring a power adaptor if needed
09	Gloves		1 pair	Cotton fabric

## 7. Evaluation Criteria



N°	Items to be Evaluated	Scoring scale
01	10 photographs according to the imposed theme and saved on a USB flash drive to the required format	5
02	Respect of the imposed theme	15
03	Technical quality of the submitted photograph: composition, colors, sharpness...	30
04	Artistic quality of the submitted photograph: impact, originality, overall appearance...	40
05	Quality of the presentation of the photograph: printing, overall cleanliness, photograph presented on the support	10
	<b>Total</b>	<b>100</b>