

## V48 Optician



### 1. Final Task Assignment

The task consists in producing the two following pieces of equipment:

Each contestant will hand over the completed assemblies with all the templates and the replaced lenses.

#### **Assembly n°1: Production of a “.....” assembly**

The task consists in producing assembly in a ..... according to the following instructions: Plastic lenses index 1,6.

Upper part of the frame (above the Boxing axis)

OD: +1	½ distance	OD: 35	height: 10 mm above the Boxing axis
OG: +1	½ distance	OG: 35	height: 10 mm above the Boxing axis

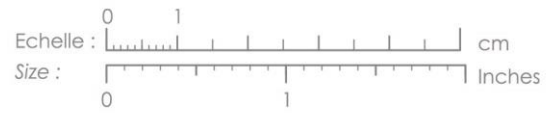
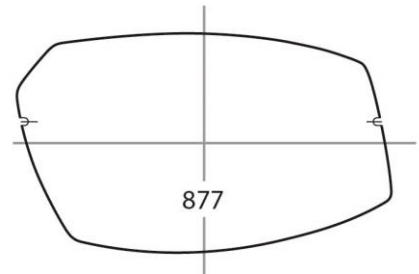
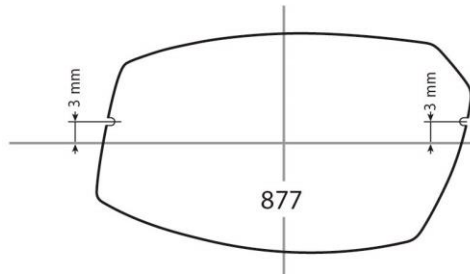
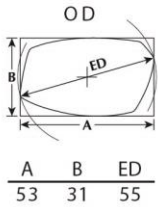
Lower part of the frame (below the Boxing axis)

OD: +2	½ distance	OD: 30	height: 10 mm below the Boxing axis
OG: +2	½ distance	OG: 30	height: 10 mm below the Boxing axis

- Cutting the four lenses according to the provided template,
- Performing the beveling on those lenses,
- Performing the safety beveling on those lenses,
- Installing the lenses
- Calibrating the symmetrical frame by respecting the following dimensions:
  - Inclination of the frame: 10° pantoscopic tilt
  - 10° front curve
  - 90° arms opening
  - Bending the arms symmetrically at 100 mm ( $\pm 3$  mm) of the articulated axis of the arm
  - Inclination of the earpieces 45° to the horizontal plane
  - Adjusting the nose pads
  - Arms closed parallel and symmetrical

### MINIMA M-1

Pont à vis  
Bridge with screws



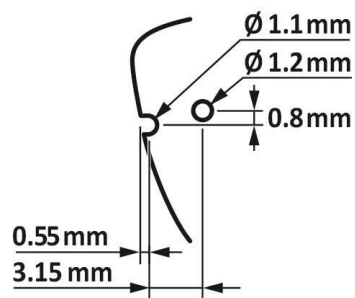
the arm and at 45° to the horizontal plane

- Adjusting the nosepads
- Arms closed parallel and symmetrical

## PERÇAGES • DRILLINGS • BOHRUNG • PERFORACIONES

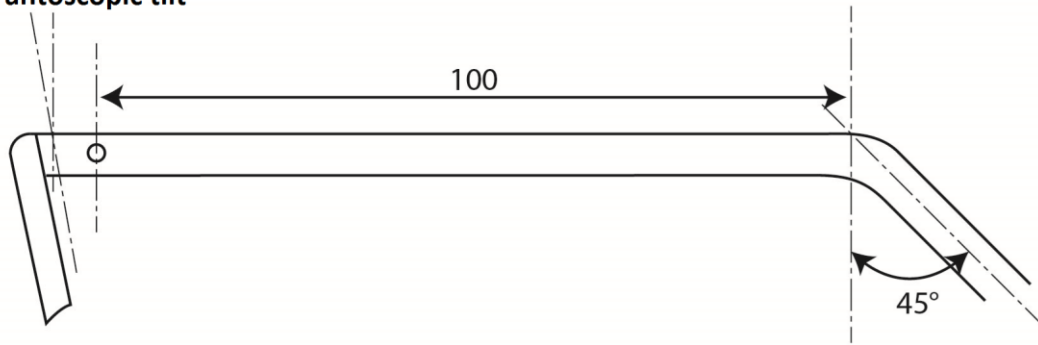
### MINIMA M-1

Pont et tenon • Bridge and lug • Nasensteg und backe • Puente y Talón

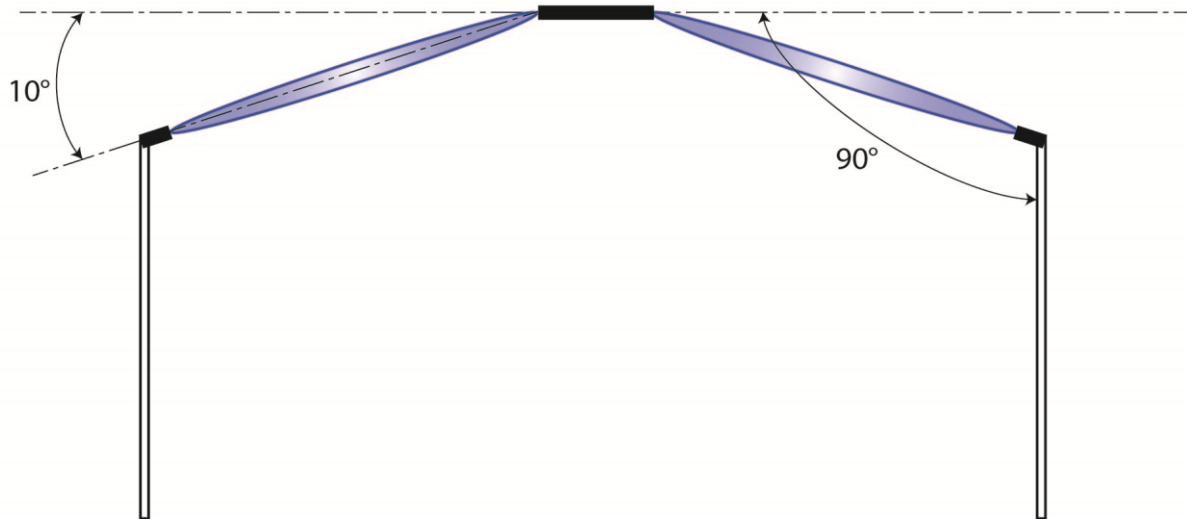


Echelle 2 • Scale 2 • Skala 2 • Escala 2

**10° Pantoscopic tilt**



**10° front curve**



## **2. Allocated time: 6 H 00**

**Assembly n°1: 4h**

**Assembly n°2: 2h**

## **3. Requirements**

Part n°1: Installation of the lenses on hand-operated wheel

Refer to the task description for both pieces of.

At the beginning of the competition, each contestant must make sure of the perfect state of the frames and of the lenses. Each contestant can only request the replacement of 6 lenses for the duration of the competition and only one replacement of a frame. Penalty: -1 point per lens requested during the competition and -2 points per frame requested.

Part n°2: Installation of the lenses on hand-operated wheel and pillar drill

## **4. Procedure**

**Day -1 (March 24<sup>th</sup>):** On the day before the competition, contestants will be welcomed by members of the jury. A briefing about the organization of the competition and the safety rules will be arranged. Contestants will draw lots to be assigned to a work station, where they may drop off their tools. Some time will be allocated for contestants to familiarize themselves with the various tools and equipment.

**Day 1 (March 25<sup>th</sup>):** The final task assignment will be handed to contestants. They will have 4 hours to complete assembly n°1.

**Day 2 (March 26<sup>th</sup>):** Contestants will have 2 hours to complete assembly n°2.

<b>N°</b>	<b>5. Items to be evaluated</b>	<b>Scoring scale</b>
-----------	---------------------------------	----------------------

<b>Fitting n°1</b>		<b>53</b>
<b>01</b>	Regularity of the bevel (0,5 points per lens)	2
<b>02</b>	Lenses to the right dimensions (1 point per lens)	4
<b>03</b>	Lenses with the right shape (2 points per lens)	8
<b>04</b>	Thin safety bevel (0,5 point per lens)	2
<b>05</b>	Parallelism of the edges (2 points right lens, 2 points left lens)	4
<b>06</b>	Pupillary distance <0,5 mm of error (1 point per lens)	8
<b>07</b>	Height error < 0,5 mm in absolute value (1 point per lens)	8
<b>08</b>	Clean lenses (0,25 point per lens)	1
<b>09</b>	Unscratched lenses (0,25 point per lens)	1
<b>10</b>	Undamaged frame	1
<b>11</b>	Right lens fitted (0,5 point per lens)	2
<b>12</b>	Left lens fitted (0,5 point per lens)	2
<b>13</b>	Arms parallel when closed	1
<b>14</b>	Arms in a same plan when open	1
<b>15</b>	Arm inclination / to the front	1
<b>16</b>	Symmetry of the earpieces	1
<b>17</b>	Respect bending of the arms at 100 mm and 45° (0, point per arm)	1
<b>18</b>	Nosepads	1
<b>19</b>	Penalty (-0,5 point per extra lens requested)	2
<b>20</b>	Penalty (-2 point per extra frame requested)	2

<b>Fitting n°2</b>		<b>47</b>
21	Lenses to the right dimensions (1 points per lens)	2
22	Symmetrical lenses	1
23	Lenses o the right shape (2 points per lens)	4
24	Thin safety bevel (1 point per lens)	2
25	Axing: 0° to 3° of error (1 point per lens)	4
26	Respect of the dimensions for nasal drilling (1 point per lens)	1
27	Respect of the dimensions for temporal drilling (1 point per lens)	1
28	Respect of the diameter of the drill hole	1
29	Respect of the dimensions for the position of the notches (1 point per lens)	2
30	Respect of the depth for the notches (1 point per lens)	2
31	Pupillary distance <0,5 mm of error (1 point per lens)	4
32	Height error < 0,5 mm in absolute value (1 point per lens)	4
33	Clean lenses (0,25 point per lens)	2
34	Unscratched lenses (0,25 point per lens)	2
35	Undamaged frame	1
36	Bridge screws fitted, cut and abraded (0,5 point per screw)	2
37	Right lens fitted	1
38	Left lens fitted	1
39	Arms parallel when closed	1
40	Arms in a same plan when open	1
41	Arm inclination / to the front	1
42	Respect of the dimensions for bending the arm (0,5 point per arm)	1
43	Respect bending of the arms at 100 mm and 45° (0,5 point per arm)	1
44	Nosepads	1
45	Penalty (-1 point per extra lens requested)	2
46	Penalty (-2 point per extra frame requested)	2
<b>TOTAL POINTS</b>		<b>100</b>



**Abi wishes you a good competition!**