



9th International
Abilympics
Bordeaux 2016

Vocational Skills Contest

V34 Electrical Connexion

1. Task Assignment

This task will be performed as a demonstration. Delegations can register their contestants to include them into ERDF teams and participate, observe and exchange on common practices and skills.

The task consist in the completion of 2 modules.

- Module n°1: Electrical supply of the exterior box (primary part).

Preparation of both cable heads, connexion of the cable with the exterior box, then connexion of the cable to the network cabinet and verification the proper functioning of the electrical supply.

- Module n°2: Electrical supply of the interior box (secondary part).

Interior of the house: preparation of the panel meter, preparation of a cable head, running the cable from the exterior box to the house, installation of the panel meter and the cable duct, connexion of the input cable to the panel meter.

Exterior of the house: insulation of the live terminals, preparation of the cable head, connexion to the interior box, connexion to the tele transmission device and turning the system on.

2. Allocated time: 2h30

2 hours and 30 minutes of competition.

- Module 1: 1 hour.

- Module 2: 1 hour and 30 minutes.



3. Requirements

- A briefing about the safety rules and the manipulation of the various components will be arranged by the jury before the competition.
- Contestants must respect the safety rules.

4. Procedure

Day -1 (March 24th): On the day before the competition, contestants will be welcomed by members of the jury. A briefing about the organization of the competition and the safety rules will be organized.

Day 1 (March 25th): Contestants will have 1 hour to complete module n°1.

Day 2 (March 26th): Contestants will have 1 hour and 30 minutes to complete modules n°2 & 3.

















5. List of tools to be brought for each contestant










Contestants will be provided with all the necessary tools and equipment, courtesy of our partner, ERDF.

6. List of the provided equipment

Non-exhaustive list.

N°	Equipment	Photo	Notes	Qty per contestant
01	Safety helmet with face screen			1
02	Double layer of clothes		Protection against electrical current	2 tops
03	Anti-cut protection gloves			1 pair
04	Insulating gloves			1 pair
05	Pants			1 pair

06	Safety shoes			1 pair
07	Insulating carpet			1
08	Complete toolbox			1
09	Flat-head screwdrivers			1 set
10	Cross-head screwdrivers			1 set
11	Hexagonal screwdrivers			1 set
12	Cable cutter			1
13	Ratchet cable cutter			1
14	T key		Size 10	1

15	Detex voltage detector			1
16	Fuse handle			1
17	Cable knife and cable pliers			1
18	Triangle screwdriver			1
19	Main box			1
20	Client box			1
21	Circuit breaker and meter			1 ensemble complet
22	Cable duct			1 ensemble
23	90mm diameter corrugated tube			1 length

7. Evaluation Criteria



N°	Items to be Evaluated	Scoring scale
01	Respect of the instructions and safety rules	35
02	Method and organization of the work station	10
03	Cabling executed properly	20
04	Cable heads prepared properly	20
05	Components installed properly	10
06	Work finished within the allocated time frame	05
	Total	100